

TOF in the Beam Energy Scan + Nuclear Fragment Production

W.J. Llope
BES Workshop, BNL, Dec 17-18, 2008

TOF efficiencies (start & stop sides) versus the beam energy are unclear
→ **geant simulations of UrQMD events**

UrQMD does not produce fragments

Used existing events, and generated new ones (UrQMD version 2.3)

- modified to save geant IDs to output file (*.f13, with freezeout information)
- $\sqrt{s} = 5.0, 6.3, 7.6, 8.7, 9.2, 12.3, 17.3, 30, 45, 62, 200 \text{ GeV}$
- min. bias (0-14 or 16 fm), 0-4fm, 4-8fm, & 8-12fm
- UrQMD with default parameters + prohibit decays, simulation total time = 100ns

TOF (MRPCs + upVPD) geometry is exact, but STAR simplified → ‘ideal acceptance’

Coalescence afterburner to produce d and dbar from UrQMD events

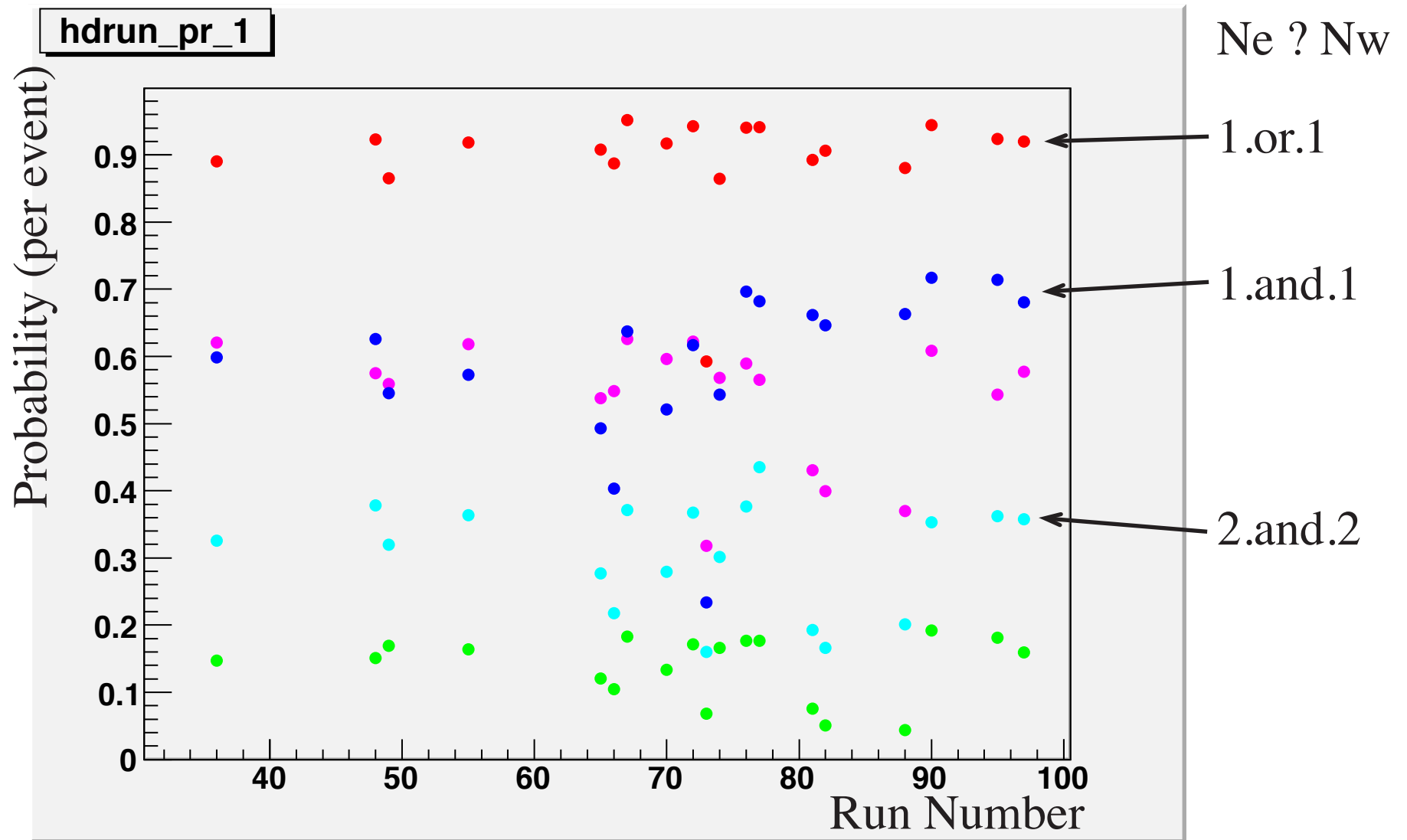
Outline:

- Reminder of upVPD efficiencies in Run-8 at 9.2 GeV
- Simulations geometry & UrQMD events
- upVPD efficiencies
- TOF efficiencies
- Fragment production
 - motivation & coalescence algorithm
 - very preliminary results
- Joblist

Results from Run-8 9.2 GeV

data from fastoffline files

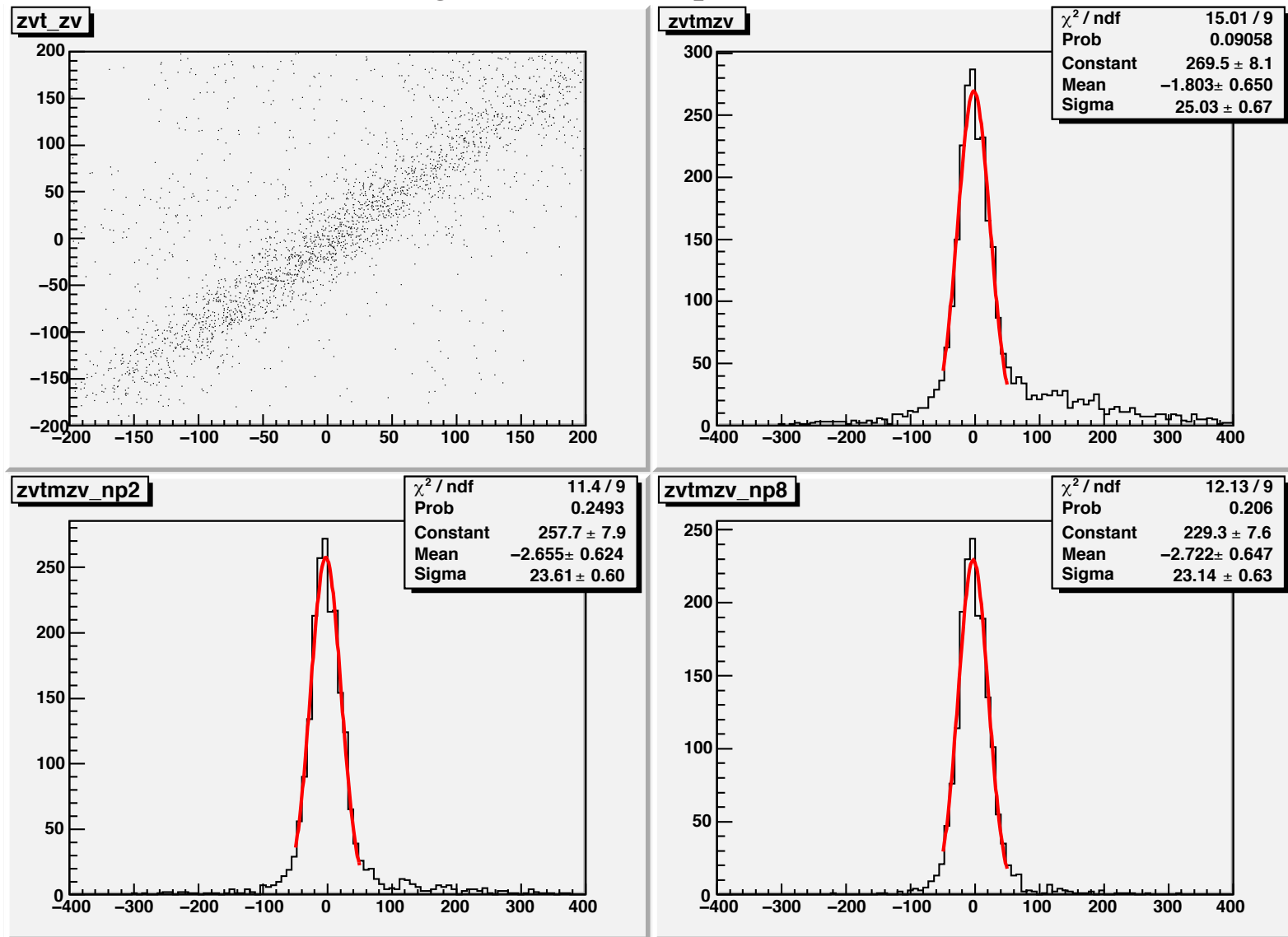
require nprimary>0



upVPD 1.and.1 efficiency $\sim 60\%$ for CTB triggers

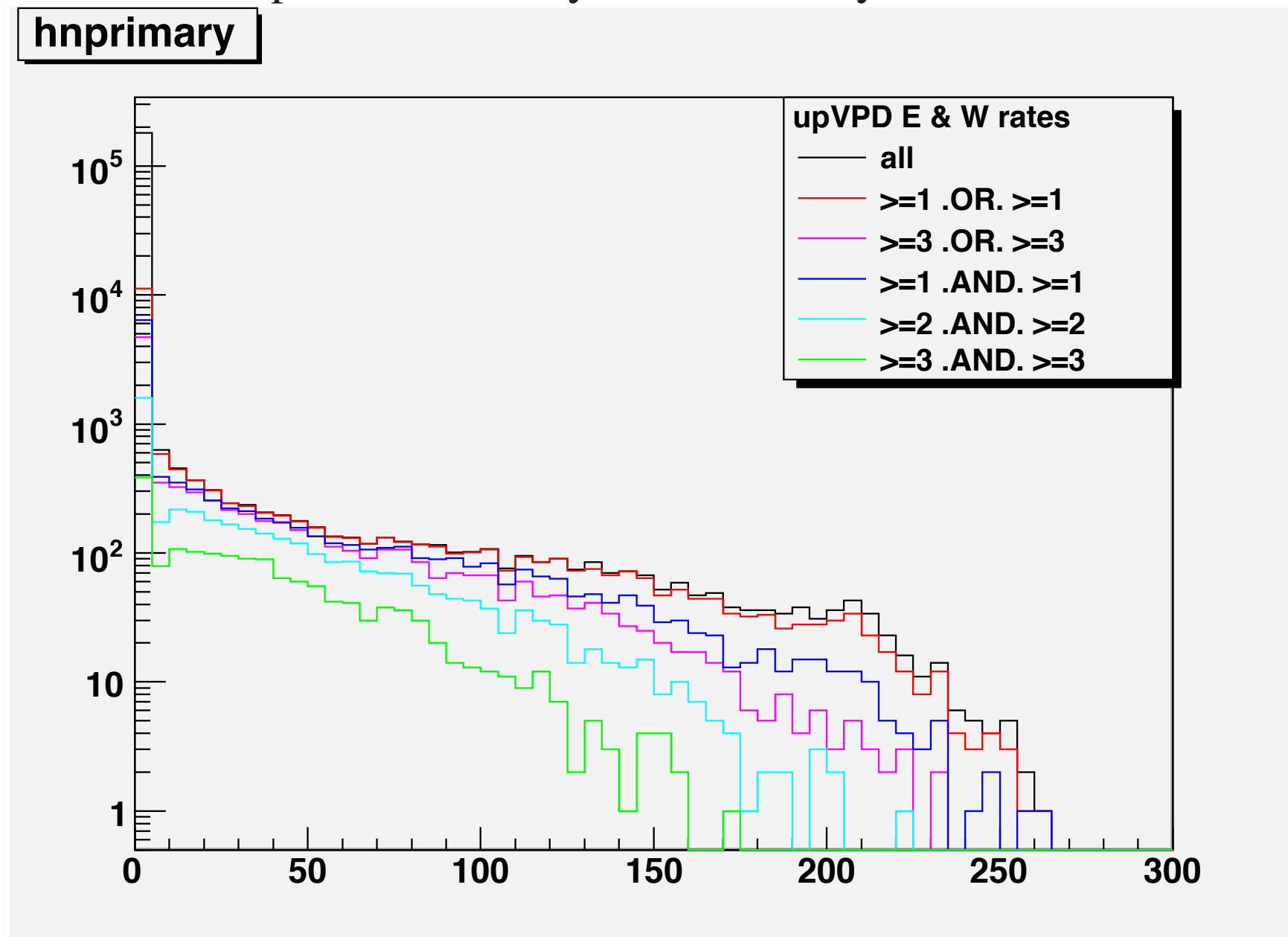
These 1.and.1 events are not completely junk...

Correlations of Zvtx from tracking to Zvtx from upVPD Teast-Twest



$\sigma \sim 20\text{-}25\text{cm}$ is consistent with a single detector time resn of $\sim 1\text{ns}$
which is the expected value in absence of a slewing/offset correction (not enough events)

Correlation of upVPD efficiency with centrality



Increasing requirement on activity in upVPD decreases centrality

→ questions of \sqrt{s} & centrality dependence of upVPD efficiency become relevant!

geant simulations

standalone code (not starsim)
TOF & upVPD geometry “exact”

5T field, sharp cutoff

vacuum cave

Physics:

MULS

DCAV

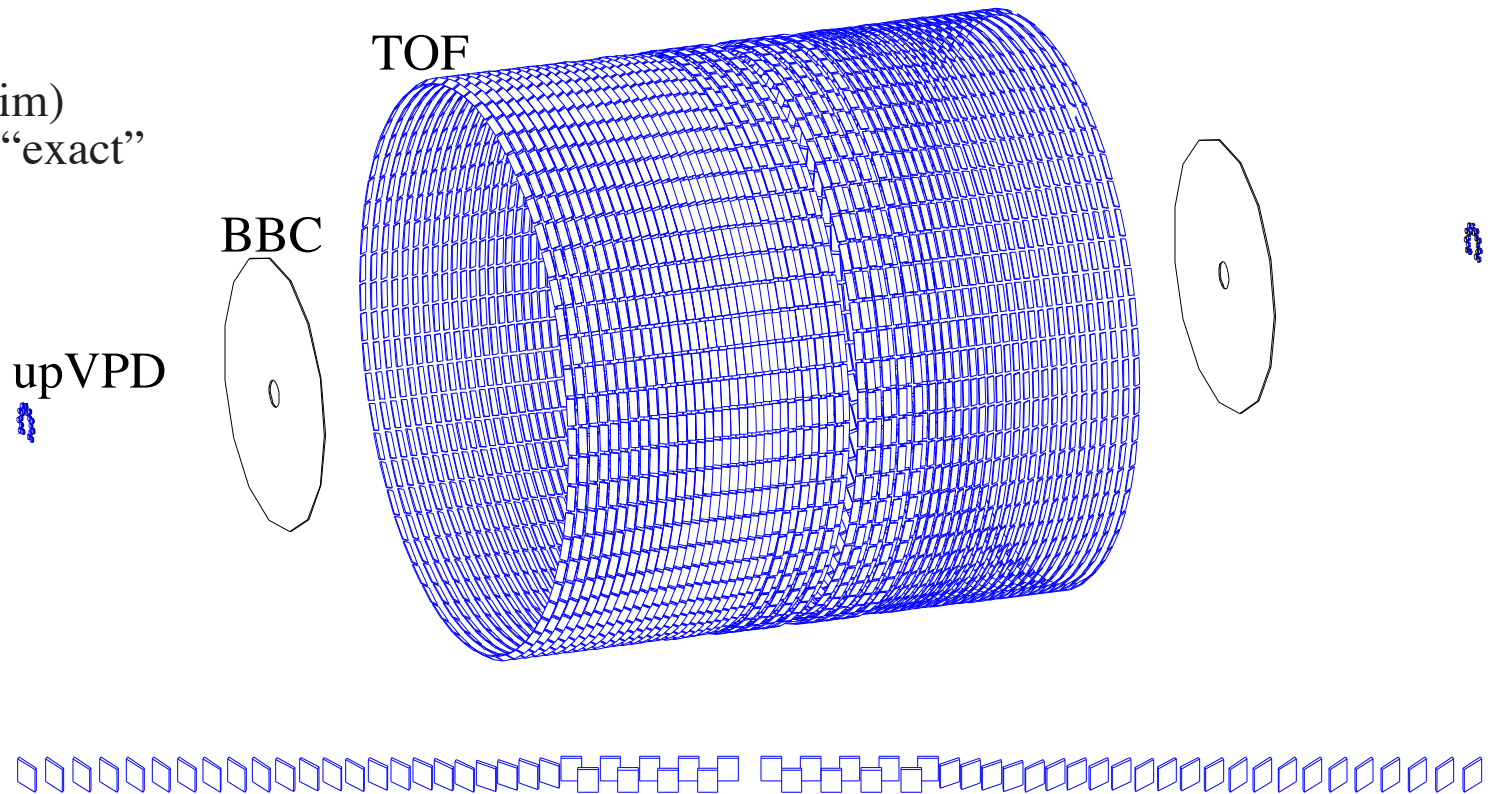
LOSS

+ in upVPD Pb:

PAIR

COMP

PHOT



generate full UrQMD events

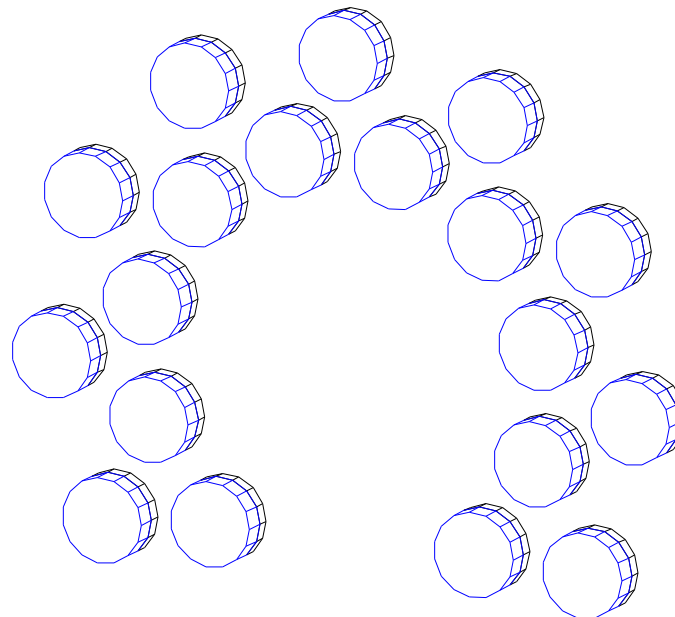
record hits in detectors

calculate probabilities per event

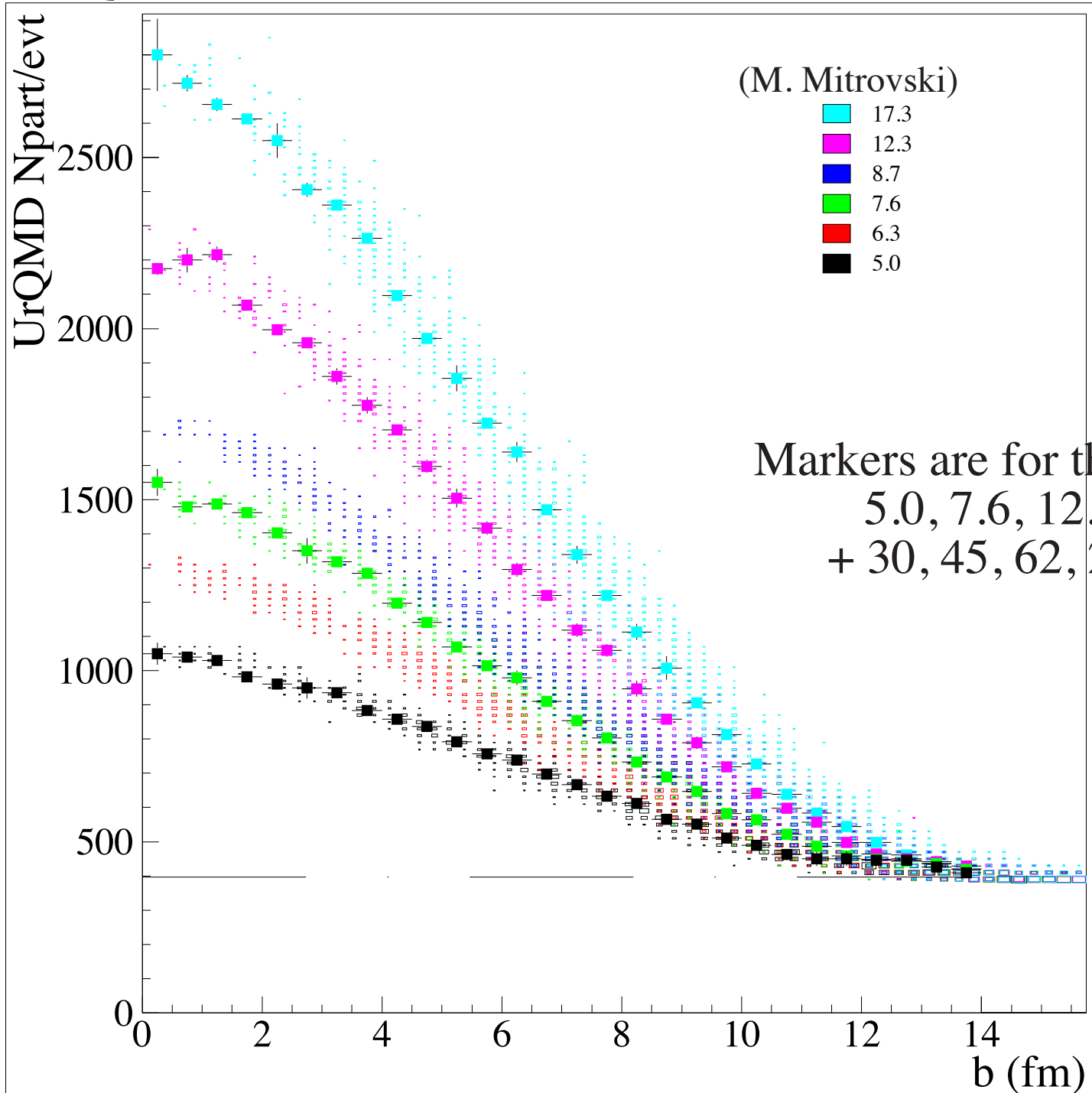
→ “ideal geometrical acceptance”

not yet implemented:

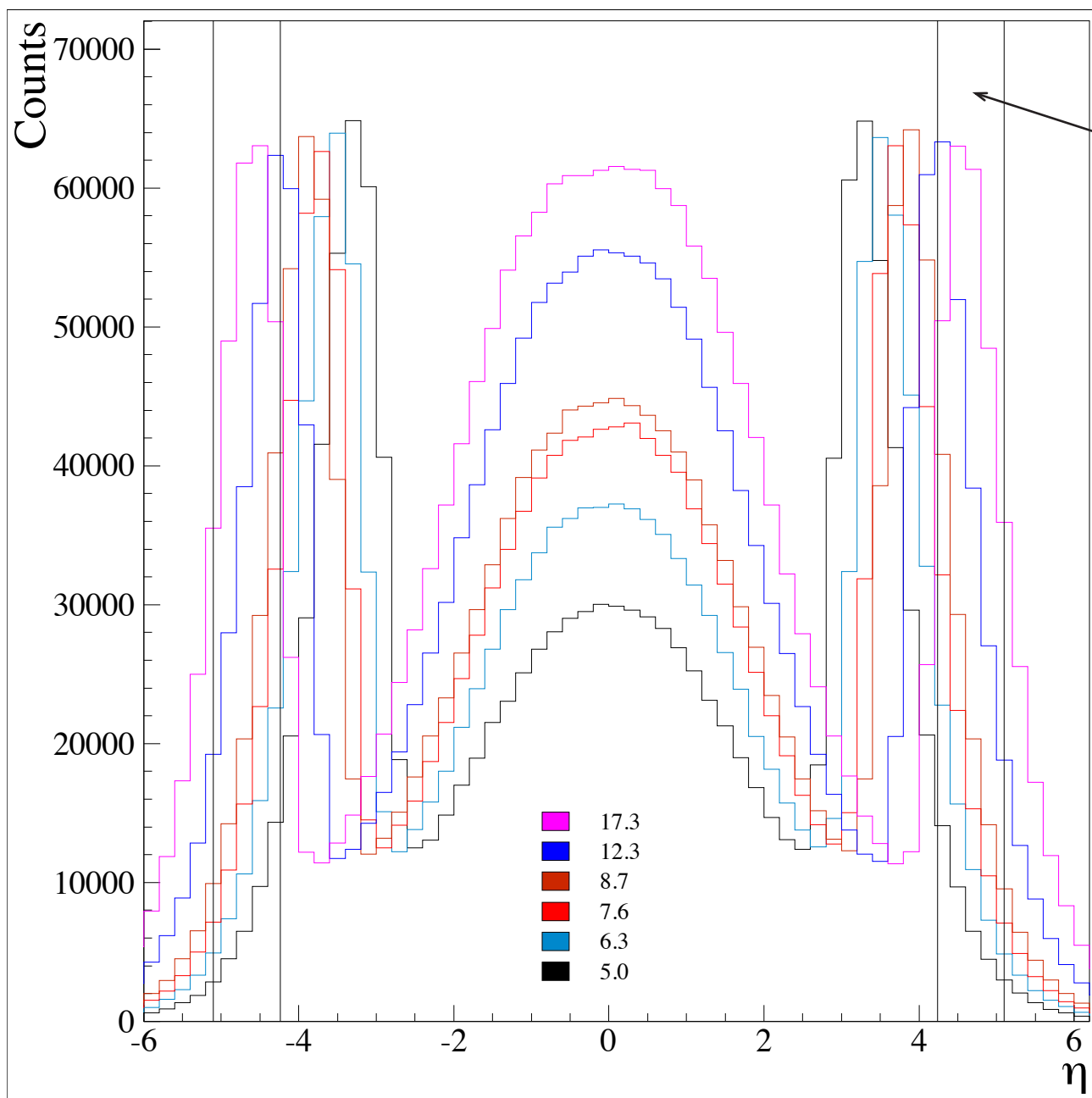
Zvtx smearing (“small” effect)



UrQMD events



Pseudorapidity distributions: existing events

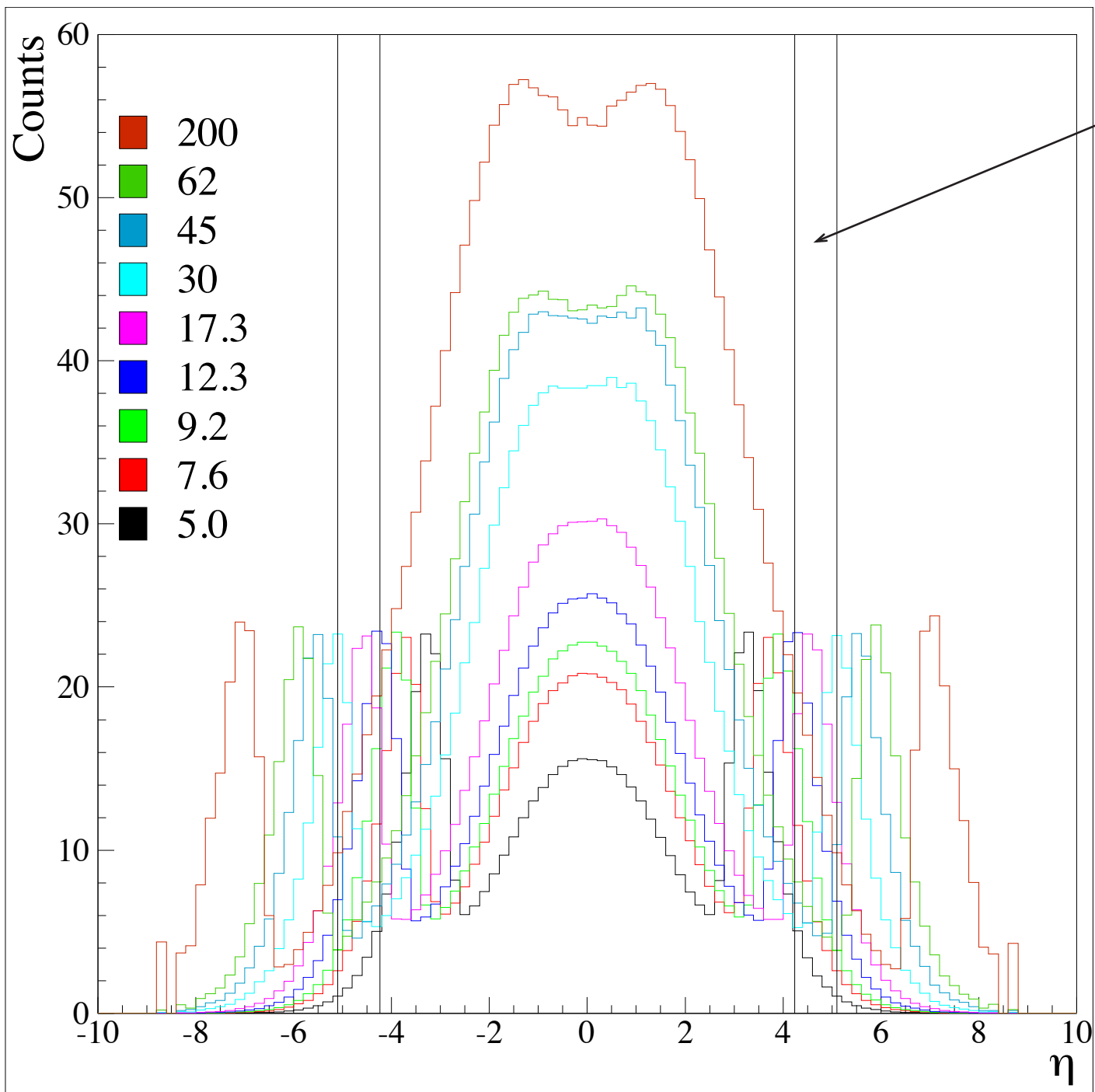


upVPD acceptance:
 $4.24 < |\eta| < 5.1$

$\sqrt{s} < 10$ GeV
upVPD sees high tail
of spectator zone

$\sqrt{s} \sim 10-20$ GeV
spectators are *baking*
the upVPD

note UrQMD does
not produce fragments!



upVPD acceptance:
 $4.24 < |\eta| < 5.1$

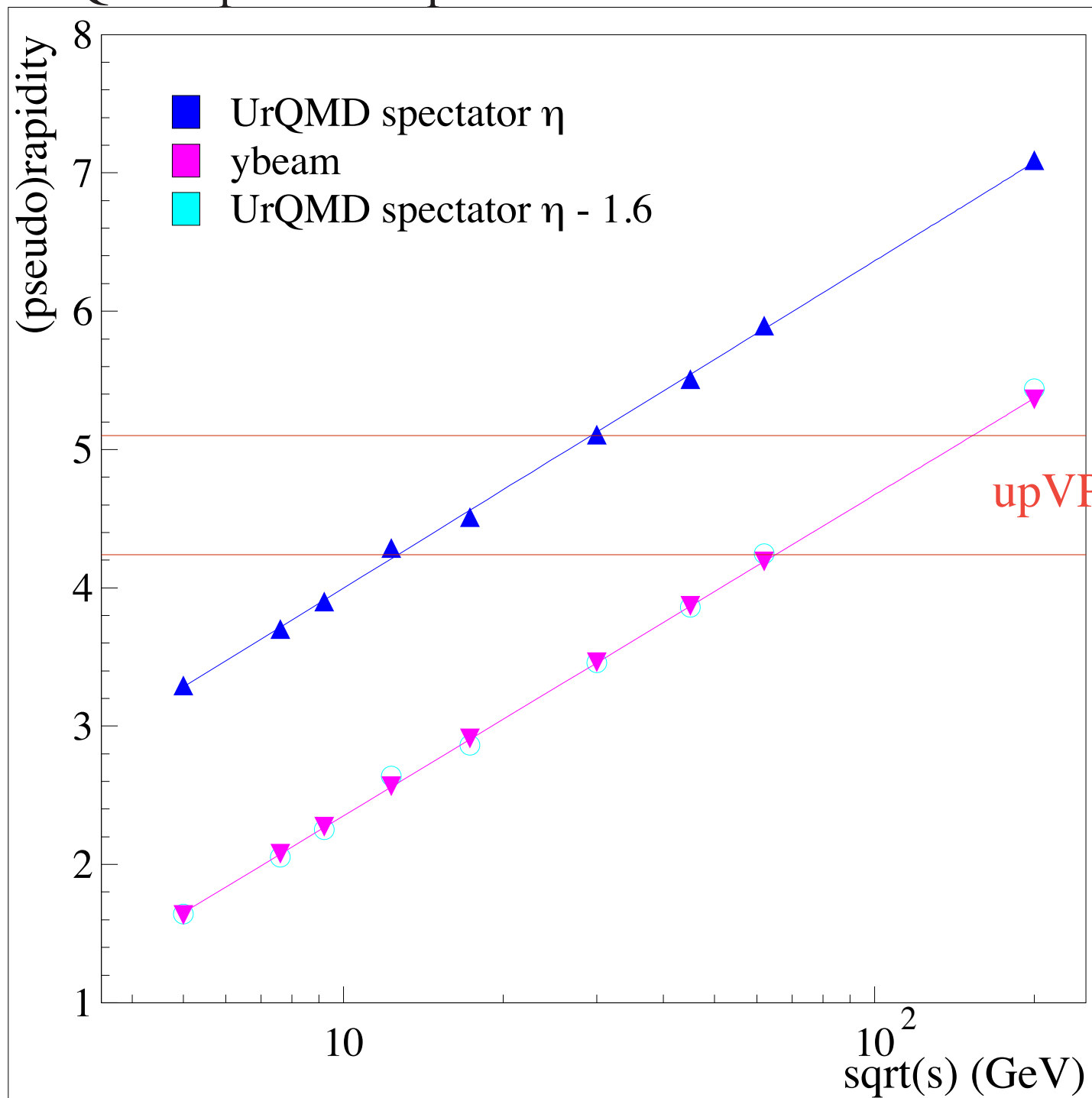
$\sqrt{s} < 10$ GeV
 upVPD sees high tail
 of spectator zone

$\sqrt{s} \sim 10-30$ GeV
 spectators are *baking*
 the upVPD

$\sqrt{s} > 30$ GeV
 upVPD sees high tail
 of participant zone

good agreement w/ existing events (difference is simply $0 < b < 16$ fm vs $0 < b < 14$ fm setting)

UrQMD spectator rapidities



upVPD acceptance

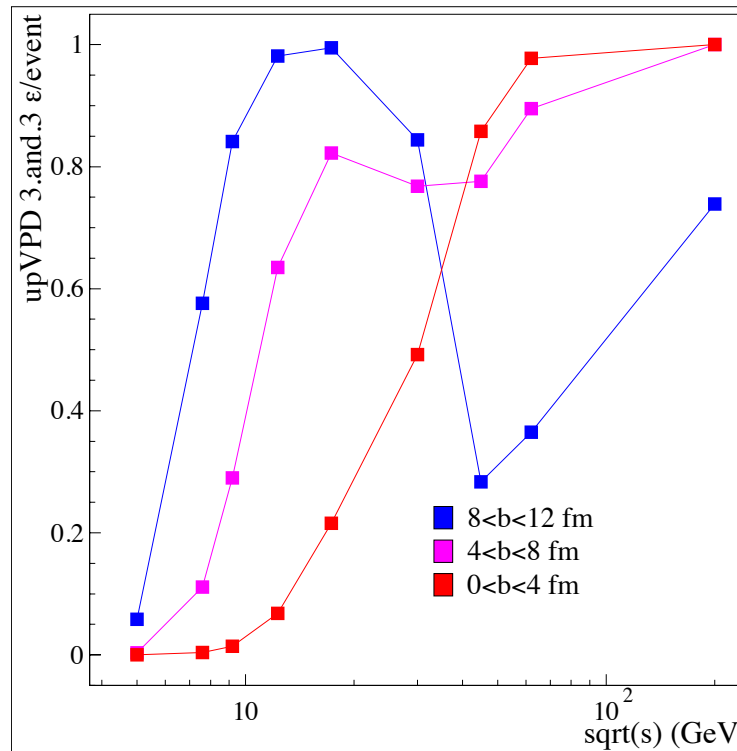
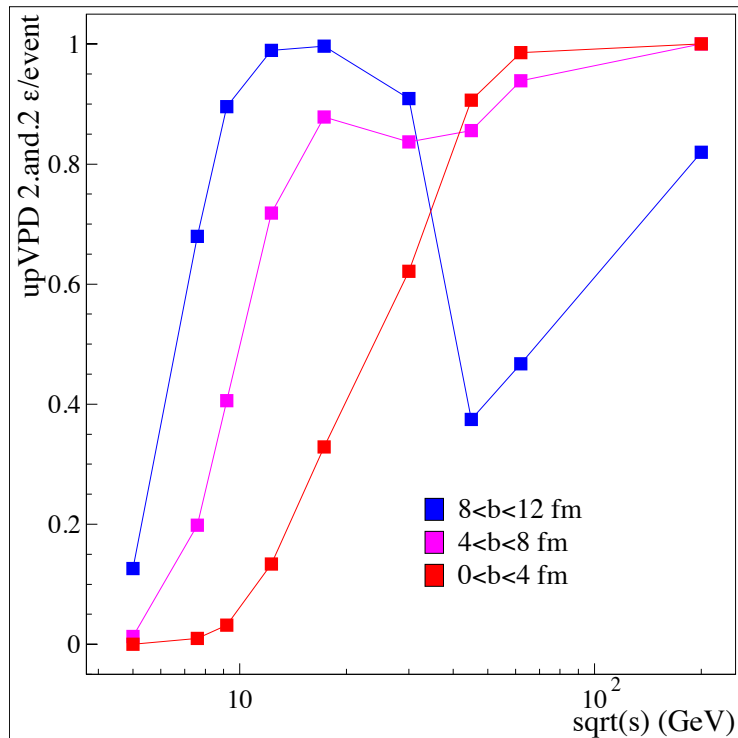
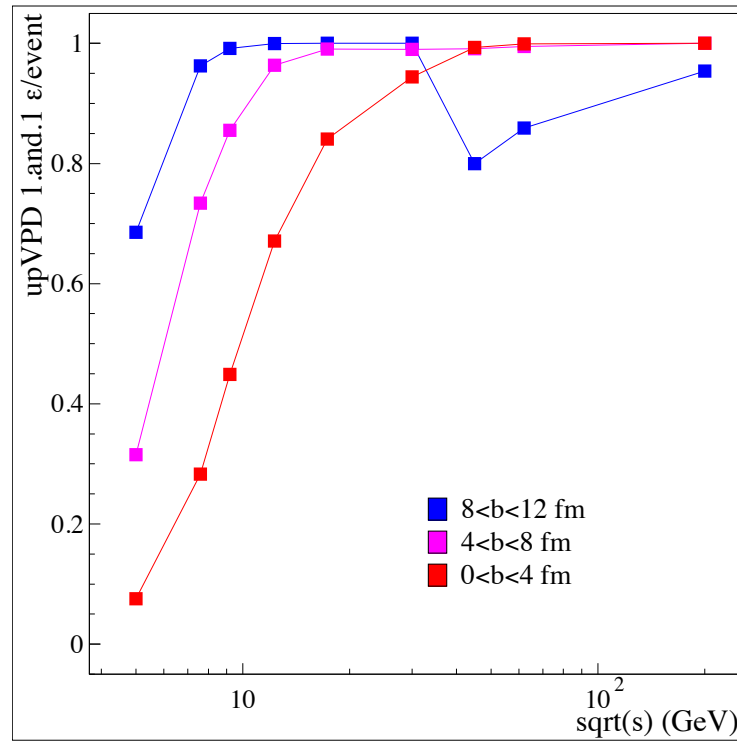
$\Delta\eta \sim 1.6$ shift?

nucleon masses?

upVPD “N.and.N” efficiency vs \sqrt{s}

peripheral collisions
trends follow spectator- η trend

central collisions
near-zero efficiency for lowest \sqrt{s}



upVPD will be inefficient per event in (mid)central events at low \sqrt{s}

60% for \sim min. bias ($n_{\text{primary}} > 0$) was measured in Run-9 at 9.2 GeV
I need to make the plots for upVPD efficiency per event w/ cuts on n_{primary} .

but TOF's ☆ Software requires a upVPD Start time and a TOF Stop time to do PID!

so should you be worried about TOF PID being available at low \sqrt{s} ?
No!

present software approach:

- slew & offset correct upVPD (does not require tracking, just TOF data itself)
 - require tracks extrapolate to beamline consistent with $Z_{\text{vtx}}(\text{upVPD})$ & $Z_{\text{vtx}}(\text{TPC})$
 - match (primary) tracks to singly-struck TOF cells
 - select pions (dE/dx or TOF $1/\beta$) and form $1/\beta(\text{TOF}) - 1/\beta(\text{expected})$
 - slew & offset correct this $\Delta(1/\beta)$
- TOF PID

A straightforward (and already simulated) reshaping of this code would allow one to
infer the start time from the stop times.

Works when there are lots of stop times when the upVPD is unlit -exactly the case here!

inferred $\sigma(\text{start}) \sim \sigma(\text{stop})/\sqrt{N_{\text{stops}}} \sim 100\text{ps}/\sqrt{N_{\text{stops}}} \quad \sim 10 \text{ primary stops} \rightarrow \sigma(\text{start}) \sim 50\text{ps}$

i.e.

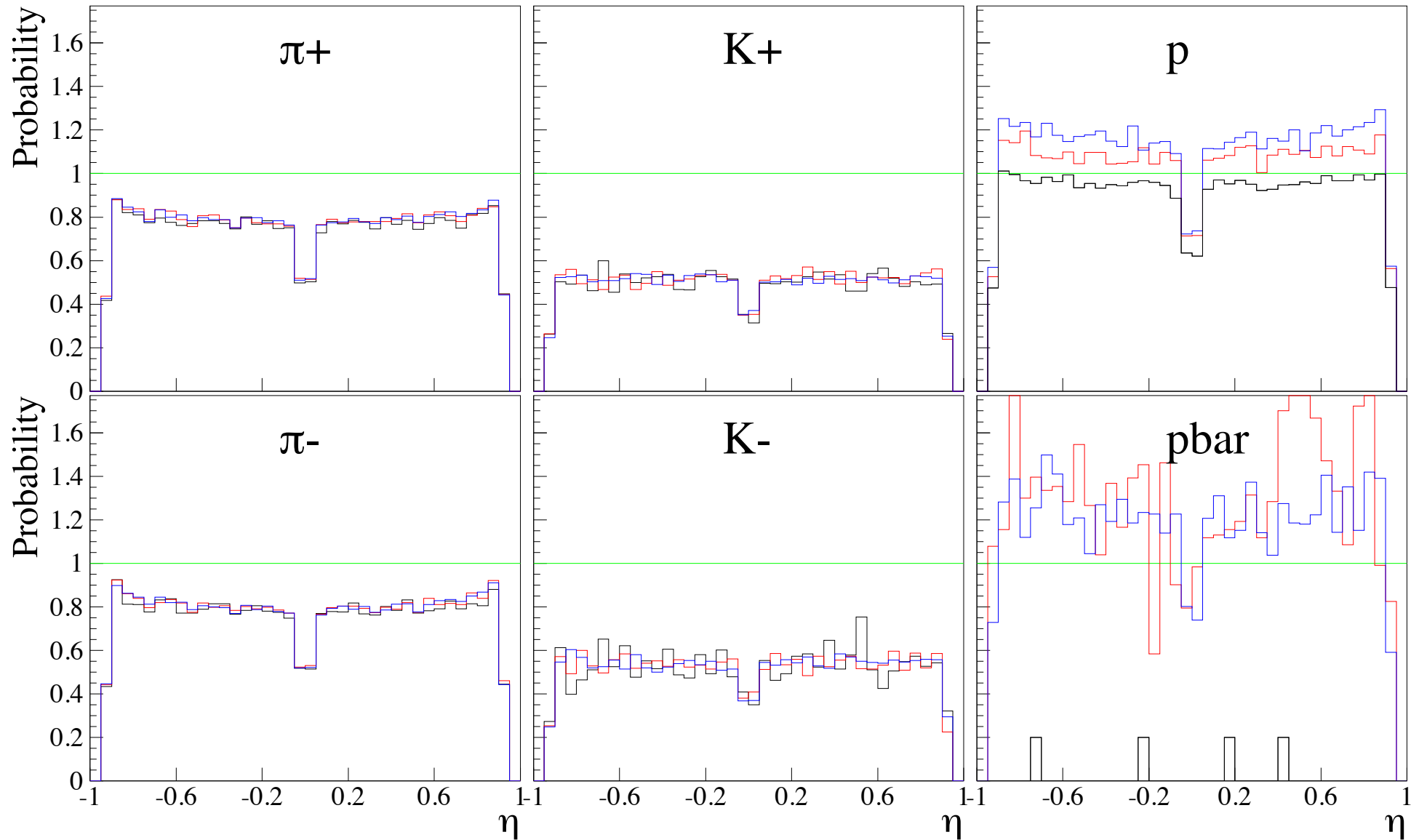
- match (primary) tracks to singly-struck TOF cells
- select pions (dE/dx) and form $1/\beta(\text{TOF}) - 1/\beta(\text{expected})$
- these will cluster around an absolute time w.r.t. the TOF master clock (51 ns)
- subtract this offset ($\rightarrow \Delta(1/\beta) \sim 0$ but with poor resolution), & slew/offset correct the stop times
- improve the inferred start time using improved stop times, rinse and repeat.

Stop side acceptance

numerator: eta from momentum components by generated PID

denominator: eta from hit position components in MRPCs (includes decays & feed-down)

■ 5.0 GeV ■ 12.3 GeV ■ 30 GeV



$\eta \sim 0$ gap less pronounced when there is Zvtx smearing

but MRPC efficiencies then depend on Zvtx (gaps same side, 2 MRPC tracks opposite side)

Nuclear Fragment Production vs. \sqrt{s}

Motivation:

useful tool at Bevalac, NSCL, AGS, SPS, RHIC,

d and dbar are the simplest composite objects
their production rates reflect expansion, correlations, & flow...

weakly bound

- secondary interactions diminish cluster yields vs. \sqrt{s} and A+A
- counterbalanced by flow which focus nucleons in phase space

complement singles spectra and interferometry to understand space-time geometry @ freezeout radii (or “lengths of homogeneity”), and T via multiple channels to same fragments

collective motion, temperatures, and position densities reflected in fragment production rates are related to entropy production and pressures, which will be highly \sqrt{s} dependent

Algorithm

get nucleon freeze-out information from UrQMD

consider all p(bar) + n(bar) pairs in each event

propagate to common time

calculate Δr and Δp at common time

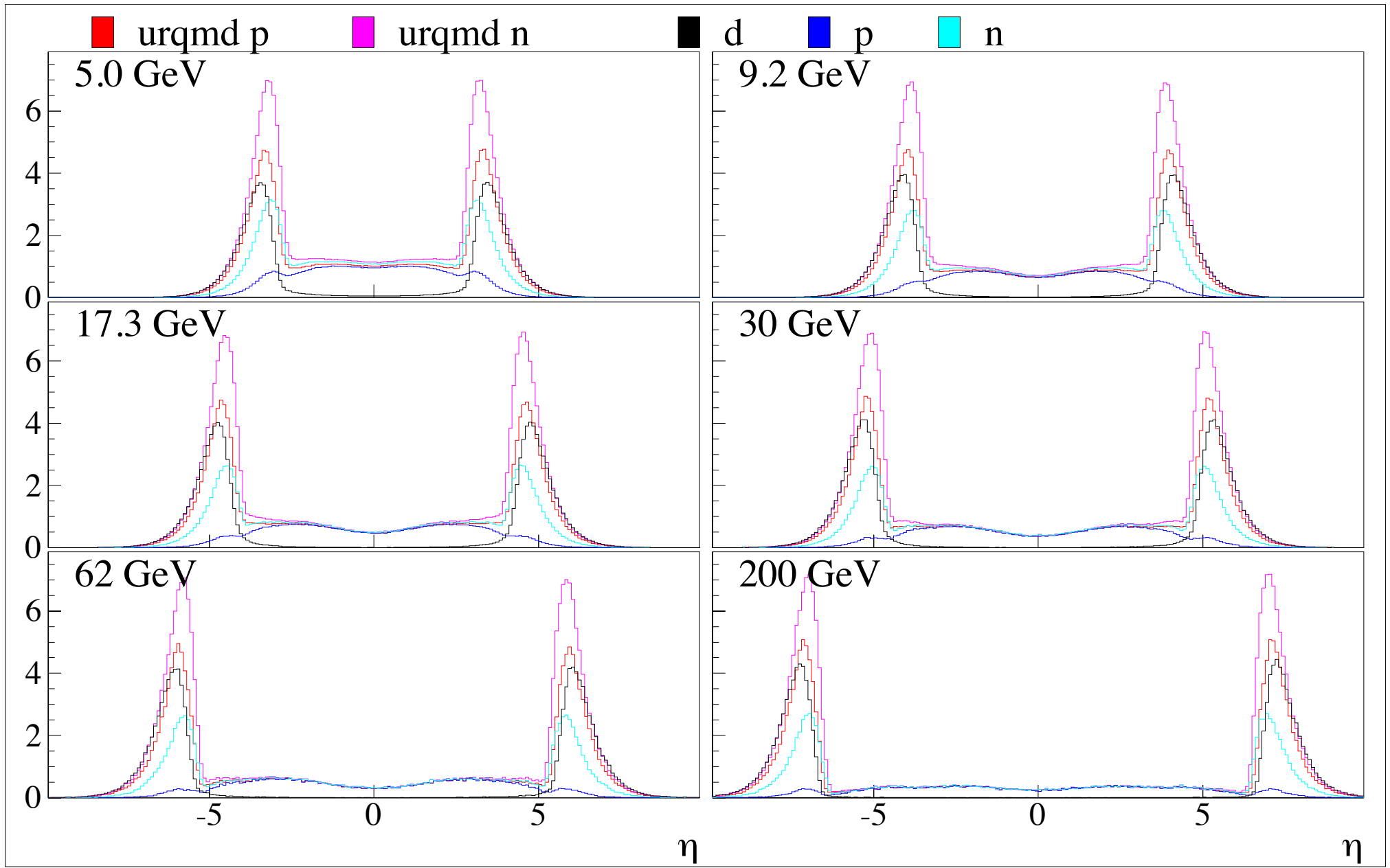
calculate coalescence probability

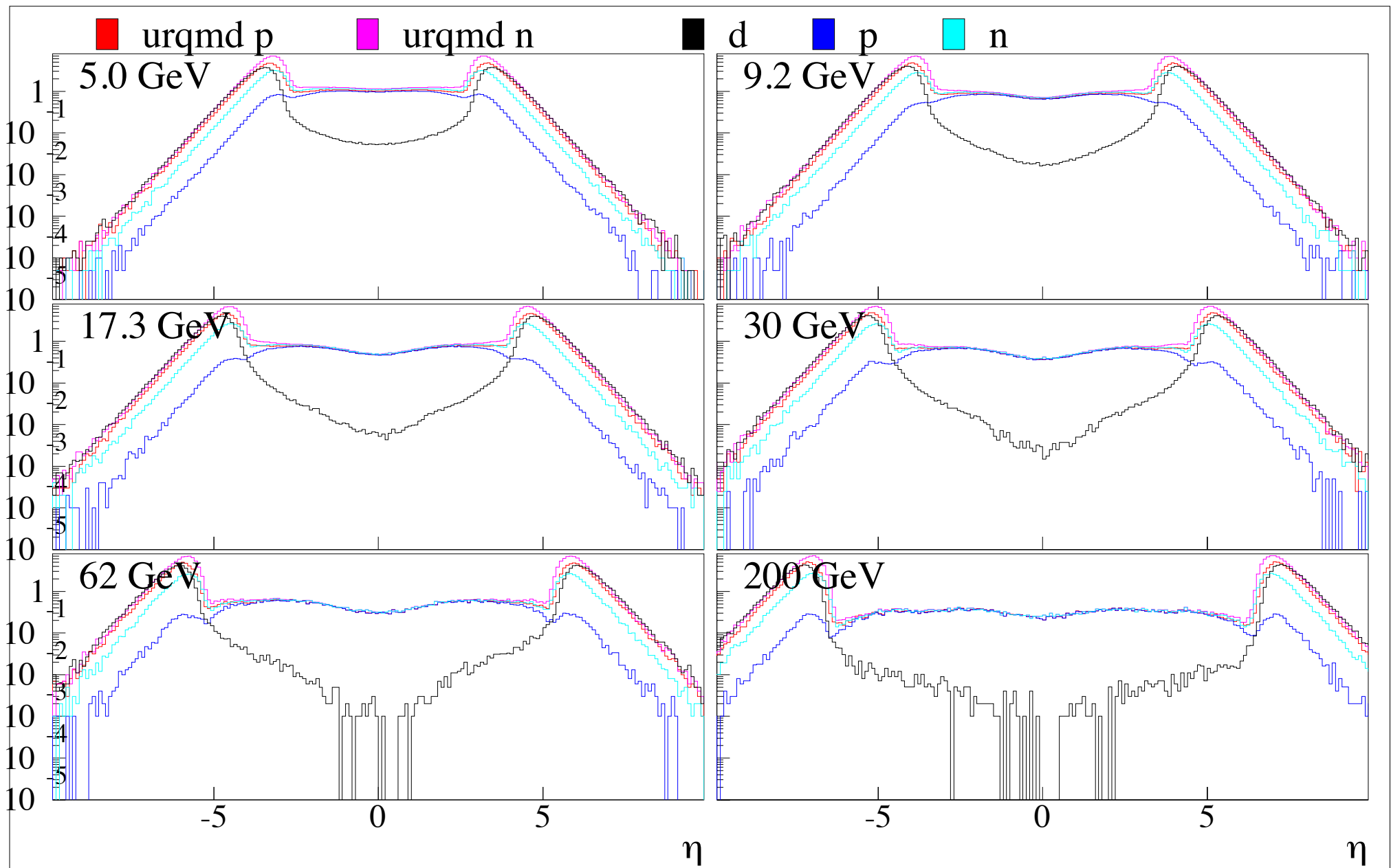
sharp cut-off, harmonic oscillator potential, Hulthen wave function

if d(bar) formed, calculate composite p,x vector & remove these 2 nucleons from the event

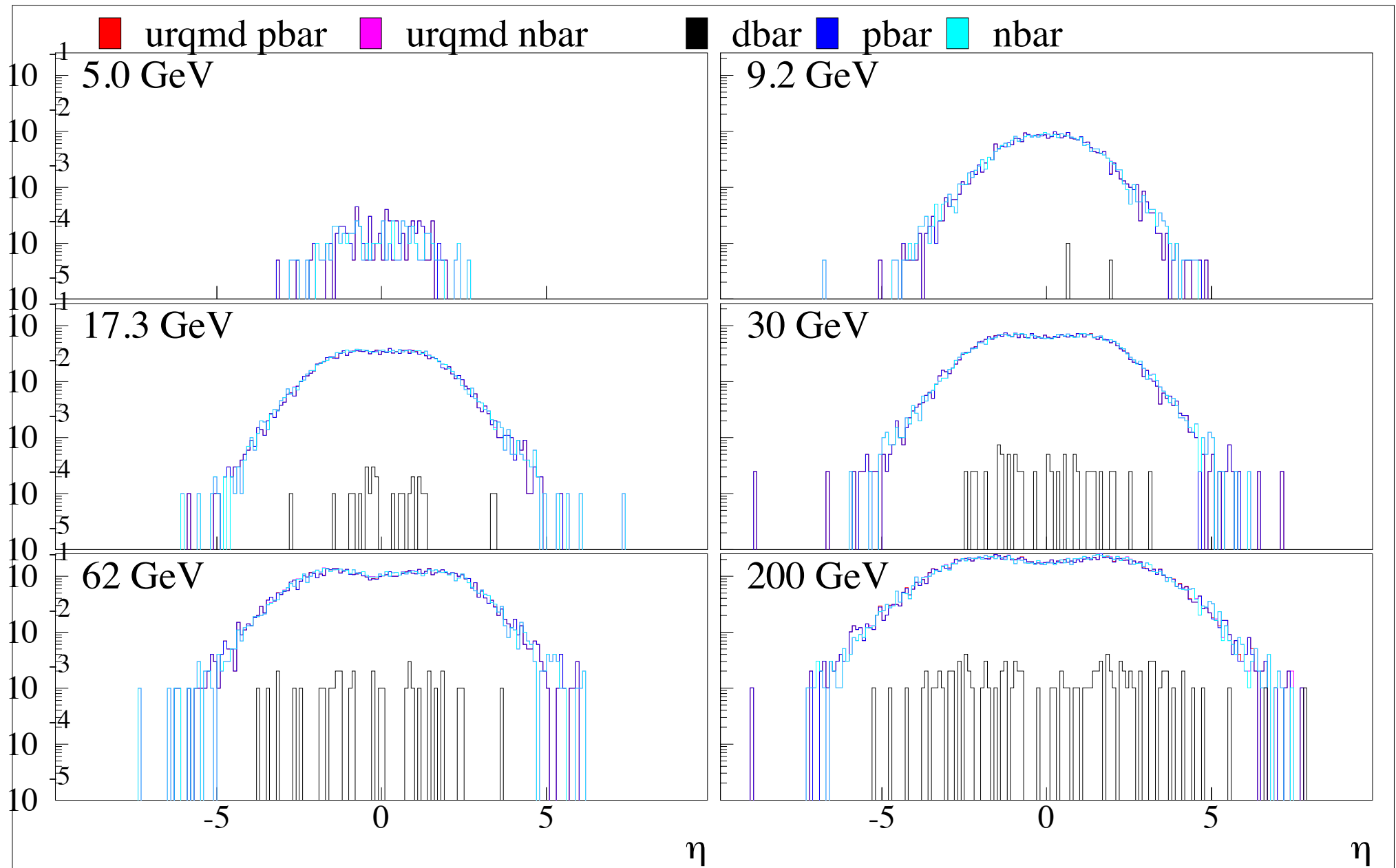
plot spectra

Spectator Fragments





Anti-Fragments



Joblist

respin run-8 at 9.2 GeV data

calculate upVPD efficiencies with rough centrality cuts

understand UrQMD better

other models

more events for fragment production predictions (SUG@R cluster)

include t, 3-He, alpha, ... rates via fragment coalescence model

redo TOF efficiency calculations separating decays & feeddown

redo upVPD efficiencies considering spectator fragment formation?

Zvtx smearing

develop modifications to TOF offline software

get the start-time from the stops

TOF+upVPD detectors in good shape. ~3/4 of TOF is installed now.